

SANSKAR SCHOOL
GRADE-IV
Assignment 3

English:

Find the meanings of the given words using a dictionary and choose any 10 words and make sentences.

1. wait _____
2. fountain _____
3. main _____
4. poison _____
5. grain _____
6. obtain _____
7. claim _____
8. paid _____
9. sail _____
10. brain _____
11. train _____
12. cannon _____
13. anvil _____
14. chapel _____
15. oxen _____
16. remain _____

Hindi:

दिए गए तुकांत शब्दों की सहायता से अधूरी कविता पूरी करिए -(रखते-सकते ; दिलाया -सिखाया ; मनाते -लाते :
प्यारे-राजदुलारे ; हमारा- सँवारा)

कविता : ' मेरे मम्मी - पापा '

मेरे मम्मी -पापा अच्छे,
मन के बिल्कुल सीधे सच्चे ।

मम्मी खाना रोज बनाती,
घर के काम मुझे सिखाती ।
पापा रोज कमाने जाते,
सबका पूरा खर्च उठाते ।

.....

.....

.....

.....

.....

.....

.....

.....

.....

.....

Maths:

Solve the following questions in your practice notebook.

Q1 Arrange the following numbers in ascending order.

a) 45,671 56,349 38,976 45,674

b) 99,901 90,001 91,990 90,119

c) 6,789 76,564 74,876 7,586

Q2. Arrange the following numbers in descending order.

a) 11,001 10,110 10,011 11,110

b) 38,426 42,386 64,328 56,439

c) 2,45,176 1,43,563 4,56,187 3,53,007

Q3. Write all the even numbers between:

a) 8,305 and 8,325

b) 7,791 and 7,811

Q4. Make the greatest and smallest 4 digit numbers by using following digits.

a) 9,1,6,0

b) 8,4,7,3

Q5. Write in the standard form.

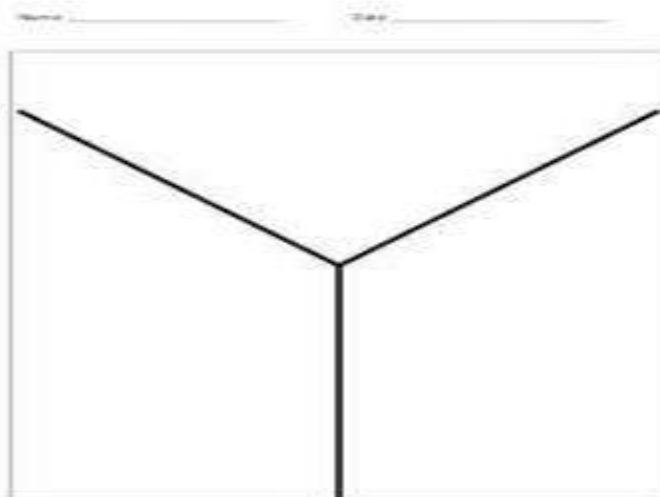
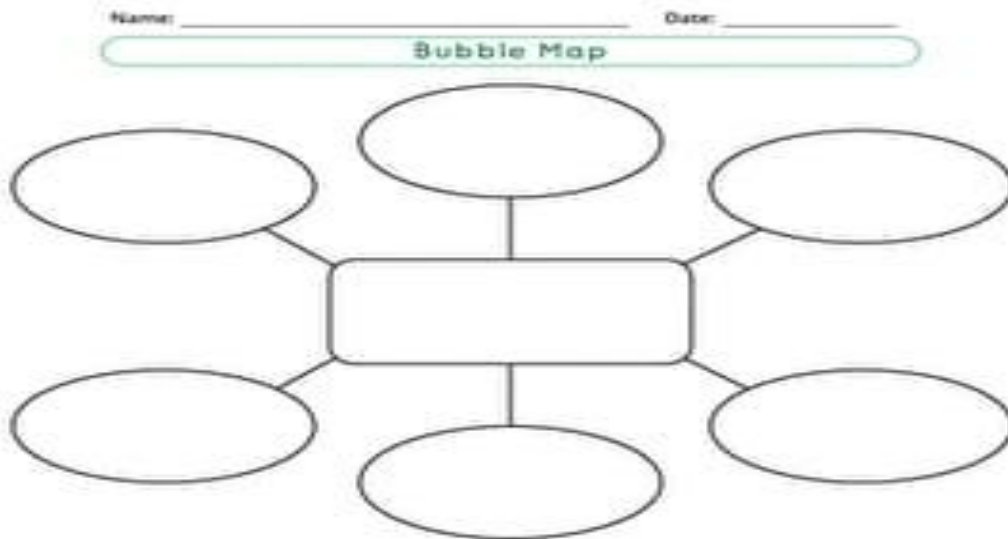
a) $4,000 + 300 + 20 + 3$

b) $80,000 + 6,000 + 50 + 2$

UOI:

Everyone wants to choose a profession when they grow up.

Write what you want to be when you grow up and give reasons using any graphic organizer of your choice.




Dance:

Create your own dance steps taking inspiration from a dancer of your choice. Once you have mastered record your dance.

PE:

In their free time, children can check their fitness level and record their observation to have an overview of their health and flexibility of their body.

NAME: _____ Home Room Teacher:		How many can you do in 100 seconds?
1. 	Jumping Jacks	
2. 	Sit-Ups	
3. 	Hops	
4. 	Toe Touches	
5. 	Push-Ups	
6. 	Step-Ups	
7. 	Jump Rope	

Art:

Observe the shapes given below and follow the steps. Practice any 3 faces of your choice

DRAW A CIRCLE



ADD A MISSHAPEN 'U' TO THAT CIRCLE



SLAP A CROSS SOME WHERE ON THAT SOON TO BE FACE



DRAW TWO SMALLER CIRCLES NEXT TO EACH OTHER ON THE HORIZONTAL LINE OF YOUR CROSS



ADD LINE THICKNESS TO NOSE, EYEBROWS, AND EYELASHES



DRAW SOME HAIR



MAYBE SOME ACCESSORIES



USE WHITE COLOR/INK TO CLEAN UP THE SKETCH



**Some Simple Variations
of the Relationships of the
5 Shapes**

